

September 10th, 2018

Worthington Schools Enrollment Update

CAUTION
CHILDREN
CROSSING



Above, Brookside School

Brookside Constructed in 1965




The Worthingway School

Worthingway Constructed in 1966



Perry Constructed in 1969

Worthington Schools Enrollment Timeline



Sutter Park Constructed in 1986



Slate Hill, Bluffsvue and WKHS Constructed in 1991

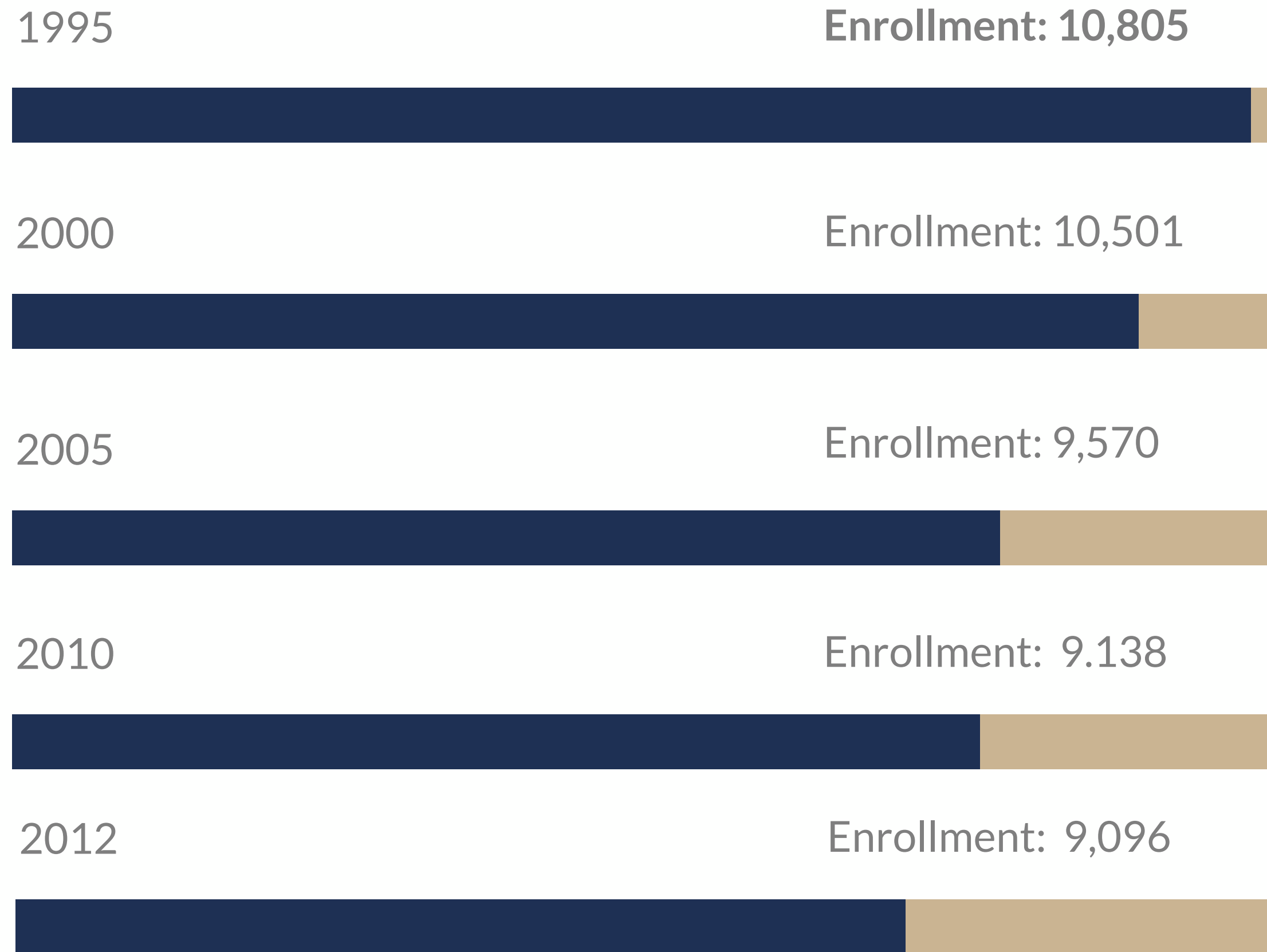


**2002 - All Day Kindergarten Starts
(4 sections in 4 schools)**



**2005 - Sutter Park converted to
full time preschool**

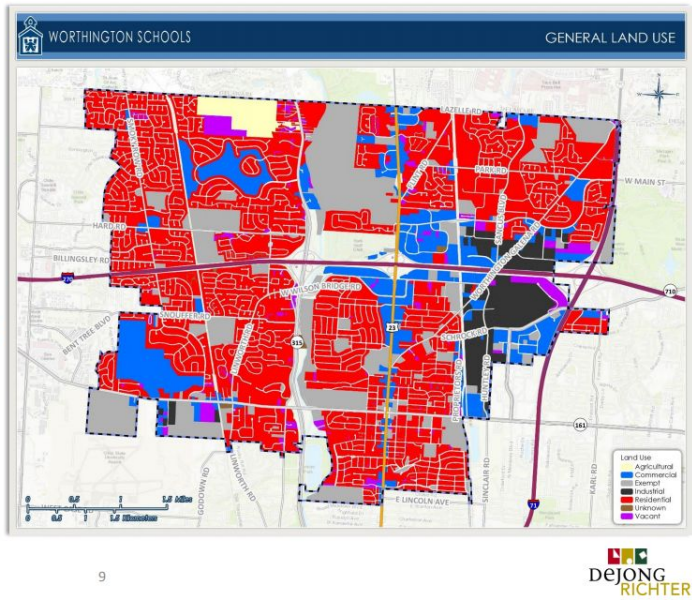
Worthington Schools Enrollment Timeline



**2010 - Perry Closed/Phoenix
occupies building**

Enrollment & Demographics
Projections & Sub-Division Analysis

- Enrollment Projections**
- LIVE-IN Enrollment Projections
 - Typically more accurate view of enrollment for facility planning
- Sub-Division Yield Analysis**
- Analyzes Student Yield by Housing Type
 - Aides in School Boundary Analysis and District Enrollment Balance Analysis



Worthington Schools Enrollment Timeline



**2017 - Modulares added at
Worthington Hills & Colonial Hills**



**2016 - Facilities Task Force
begins meetings**



**Bond and Levy Issue on ballot
for November 2018**

**At this time we have
10,363 students**



Worthington Listed as one of the
Top 10 Fastest growing school districts
in the state.



Columbus Underground lists three hottest
zip codes (43085, 43235, and 43229)
which are all part of our district.

We constantly enroll & update our class sizes



ELEMENTARY SCHOOL AVAILABILITY - 2018-2019								
SCHOOL	1/2 KG	ADK	1st Grade	2nd Grade	3rd Grade	4th Grade	5th Grade	8th Grade
BLUFFSVIEW		Full			Full			
BROOKSIDE		Full						
COLONIAL HILLS					Full			
EVENING STREET		Full						
GRANBY								
LIBERTY		Full						
SLATE HILL								
WILSON HILL		Full						
WORTHINGTON ESTATES		Full						
WORTHINGTON HILLS		Full						
WORTHINGTON PARK		Full						

It's a busy Welcome Center!

APPOINTMENTS

JULY 2017 - 145 AUGUST 2017 - 277
JULY 2018 - 161 AUGUST 2018 - 321

2018 Total: 482


WALK-INS

JULY 2017 - 75 AUGUST 2017 - 160
JULY 2018 - 125 AUGUST 2018 - 297

2018 Total: 422



Enrollment Growth During The School Year



+79
2012-2013
School Year

+94
2013-2014
School Year

+131
2014-2015
School Year

+139
2015-2016
School Year

+72
2016-2017
School Year

+70
2017-2018
School Year



Worthington District Enrollment Projections

School Year	Future Think	Cooperative Strategies	Actual
2016-17	9,833		10,071 (+238)
2017-18	9,981		10,141 (+160)
2018-19	10,111	10,154	10,363 (+252)
2019-2020	10,170	10,241	
2020-2021	10,295	10,401	
2021-2022	10,378	10,525	
2022-2023	10,460	10,632	
2023-2024	10,525	10,722	
2024-2025	10,580	10,798	
2025-2026	10,547	10,824	

Enrollment projections based on:

- Live birth data
- Historical enrollment
- Community school enrollment
- Open enrollment
- Community demographics
- Housing information

ELEMENTARY BUILDINGS

	September, 2015	September, 2016	September, 2017	September, 2018	TOTAL CHANGE
Bluffsview	455	467	487	536	+81
Brookside	336	339	326	338	+2
Col. Hills	397	404	432	450	+53
Evening St.	498	493	512	516	+18
Granby	438	478	455	487	+49
Liberty	513	508	487	471	-42
Slate Hill	554	552	514	494	-60
Wilson Hill	494	498	485	471	-23
Wo. Estates	644	652	638	689	+45
Wo. Hills	460	479	520	557	+97
Wo. Park	444	451	442	450	+6

TOTAL +226

SECONDARY BUILDINGS

	September, 2015	September, 2016	September, 2017	September, 2018	TOTAL CHANGE
KMS	474	494	487	483	+9
McCord	540	542	550	573	+33
Phoenix	166	166	166	166	0
Worthingway	415	415	407	434	+19
					MS +61
TWHS	1,741	1,720	1,764	1,777	+34
WKHS	1,263	1,278	1,289	1,305	+42
					HS +76

TOTAL +137

What is different today?

ALL-DAY KINDERGARTEN

2002-2003

ADK in 4 elementary schools
with 4 total sections

2018-2019

ADK in all 11 elementary schools
with 18 total sections

SPECIAL EDUCATION

2001 (Total enrollment 10,344)

Special Education:
920 Students & 61 Teachers

2018 (Total enrollment 10,363)

Special Education:
1,512 Students & 104 Teachers

What is different today?

ENGLISH LANGUAGE LEARNERS

2001 (Total enrollment 10,344)

ELL:

233 Students & 9 Teachers

2018 (Total enrollment 10,363)

ELL:

644 Students & 19 Teachers

PRESCHOOL

2001 (Total enrollment 10,344)

Preschool:

36 Students & 3 Teachers

2018 (Total enrollment 10,363)

Preschool:

309 Students & 17 Teachers

Where is instruction happening in our crowded schools?



HALLWAYS



TRAILERS



STORAGE AREAS



DIVIDED CLASSROOMS



STAFF LOUNGES



SHARED STORAGE AREAS

Next Steps

EVALUATE

We are tracking our classroom and enrollment numbers on a daily basis to determine additional needs this school year.

PROJECT

In November, we push current grade levels up a year and start to consider portables at additional schools for next year.

ENROLLMENT TAKEAWAYS

- Continued growth
 - Future needs
- Long-term planning

